

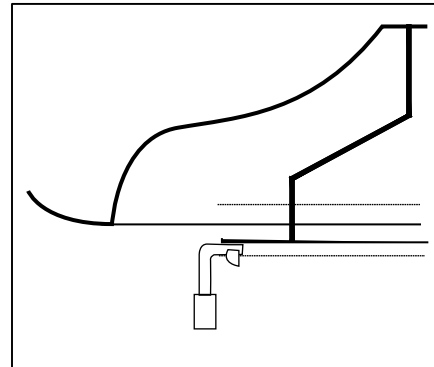
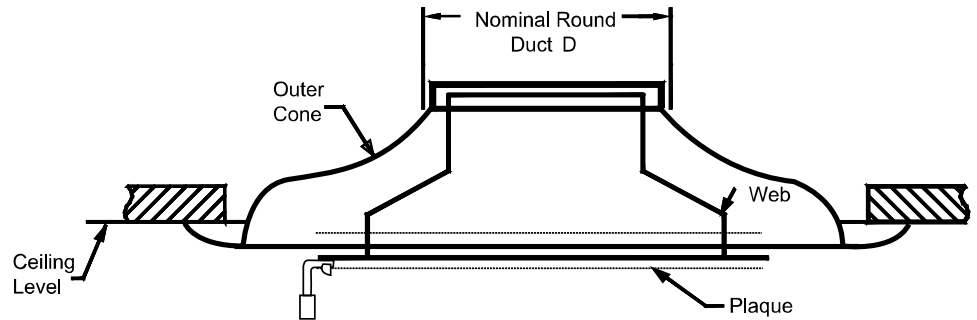
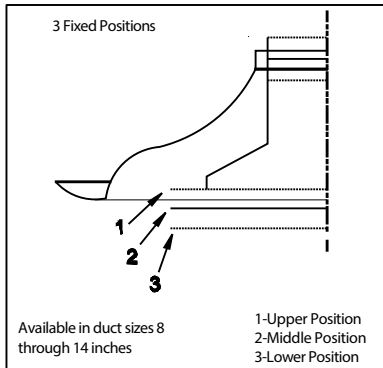
## Model: R-OMNI

### Air Flow Measurements:

1. Place the probe on the diffuser's plaque to measure airflow velocity in four equally spaced locations.
2. Record and average the velocity readings.
3. Calculate the flow rate using the following equation.

Flow Rate: CFM = Factor x Velocity

**Note:** Select and use the applicable factor from the following table.



### R-OMNI Diffuser Air Flow Factors

Neck Size (inches)	Plaque Position	K-Factor
8	Center	0.241
	Down	0.330
	Up	0.167
10	Center	0.357
	Down	0.422
	Up	0.276
12	Center	0.492
	Down	0.591
	Up	0.386
14	Center	0.655
	Down	0.792
	Up	0.535

### Dimension 'X' Spacing

Neck Sizes (inches)	X Dimension (inches)	X Lower
8	13/16	1.75
10	1	1.125
12	1 3/16	1.375
14	1 3/8	1.56